


Australia Collaborative Colouring Activity

Teacher Instructions:

Follow these instructions to create a wonderful piece of collaborative class artwork to brighten up your classroom display board or school corridors.

1. Print the pages on paper or card.
2. Trim off the edges.
3. Assign each child one piece to complete, using a single art medium or a variety of crayons, colouring pencils, felt-tip pens, paint and pastels.
4. Use the page numbers and overview (below) to put together your finished collaborative artwork.



1





































































twinkl